


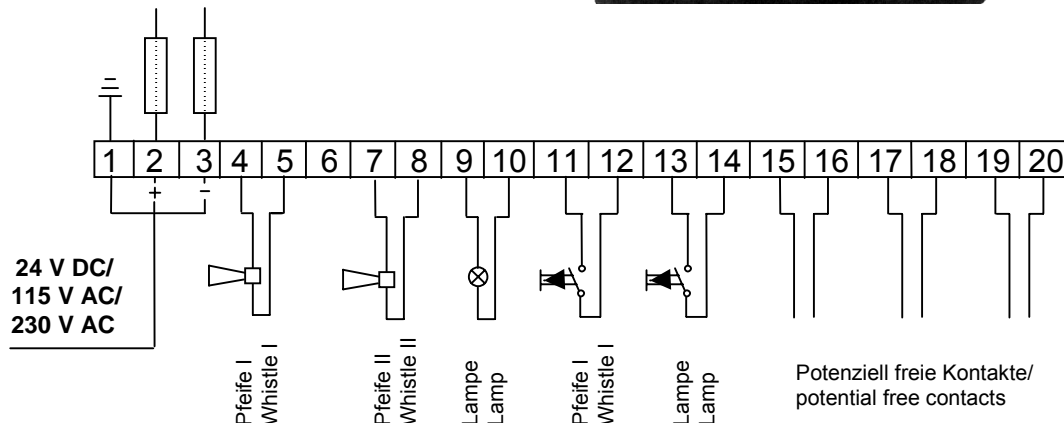

Typ/Type „C“ Schiff mit 2 Pfeifen, Abstand ≤100m ; Ship with 2 whistles, distance ≤ 100m



Einbauöffnung:	139x92 mm	Einbautiefe:	100 mm
Hole for installation:	139x92 mm	Plug in depth:	100mm

Typ „B“ Schiff mit 2 Pfeifen, Abstand >100m
Type „B“ Ship with 2 whistles, distance > 100m

Typ „A“ Schiff mit 1 Pfeife
Type „A“ Ship with 1 whistle



ZÖLLNER Signal Automaton 5+S - flush type

approval No. BSH/49/28 P/01/92 - for all ship classes
design to drawing- / Ident No. 0144943
operating on 24 V DC, 110 or 230 V AC 1phase
design with black front plate 144 x 96 mm acc. to DIN 43700
allowing to give five different signals in accordance
with Rule 35 (a, b, c, e, g) of the Colregs 1972
including general emergency alarm connection
according to SOLAS Chapter III, Part C, Reg. 50
comprising:

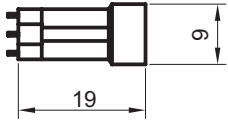
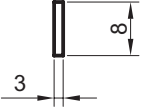
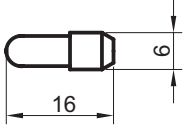
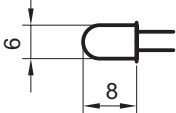
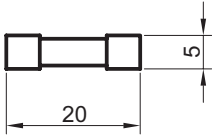
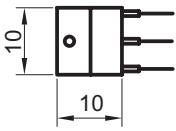
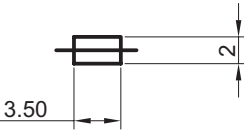
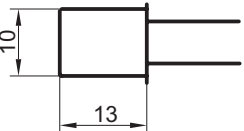
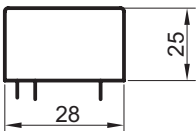
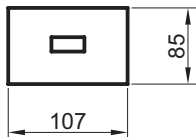
- 5 illuminated keys:
 - a) manual sound signals
 - b) parallel switching of sound and light signals
 - c) light signals
 - d) Automaton "ON"
 - e) Automaton "OFF"

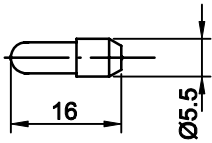
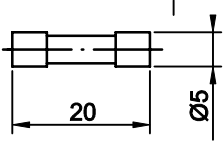
- 3 selector switches:
 - a) for signal preselection of 5 fog signals
 - b) for adjustment of interval duration of 60 sec. to 120 sec.
 - c) for whistle preselection (the internal circuit will be made in accordance with the customer provided data and number of whistles)

- 1 dimmer for illumination of keys
with terminal block to connect:
- 2 signal horns
- 1 maneuver signal lamp
- 1 push-button key for sound signals
- 1 push-button key for light signals
- 3 potential-free connections for 2 horns and
maneuver signal lamp
- 1 connection for general alarm automaton
(ZÖLLNER type GAV)

approx. net weight 0.9 kg

- 1 Set of Spare Parts for Signal Automaton 5+S
Order No. 017146

Stck. Qty.	Zeichnung Drawing	Benennung/techn.Daten Designation/techn.Data	Bestell-Nr. Order no.	Gewicht Weight kg
1		Leuchttaster illuminated key 16,2x18x18	6109514550	0,700
2		Tasterkappe cap of key green	6109519535	0,002
2		Stecklampe bulb 24V / 0,96W	6109319632	0,001
1		LED 5 red	640115748	0,001
2		Sicherung fuse 2A 5x20	683320120	0,001
1		Spannungsregler voltage regulator +5V/1,5A	643010340	0,020
2		Diode diode 1N 4936	640414936	0,001
1		Quarz quarz 4,000 MHz	645706401	0,002
1		Relais relay 24V DC/5A	63252303705	0,018
1		Ersatzteilkasten spare parts box 107x85x47	887002010	0,065

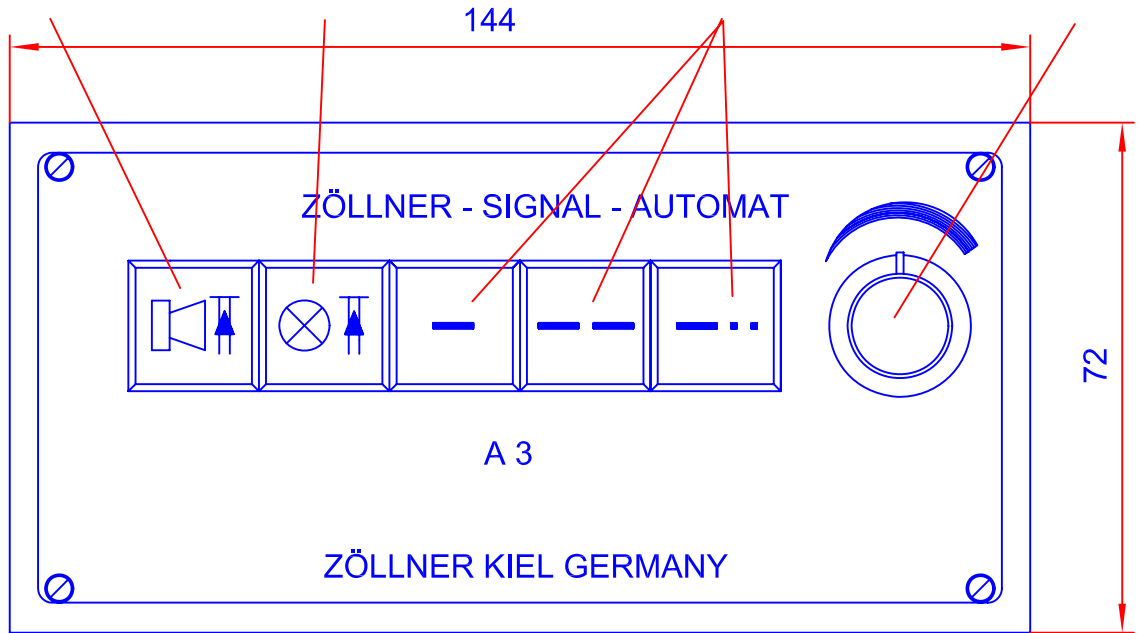
Stck. Qty.	Zeichnung Drawing	Benennung/techn.Daten Designation/techn.Data	Bestell-Nr. Order no.	Gewicht Weight kg
2		Stecklampe bulb 28V / 0,96W	6109319632	0,001
2		Sicherung fuse 2A 5x20	683320120	0,001

Handtaster Horn
Hand key whistle

Handtaster Lampe
Hand key lamp

Regel 35
Rule 35

Dimmer



EinbauÖffnung :

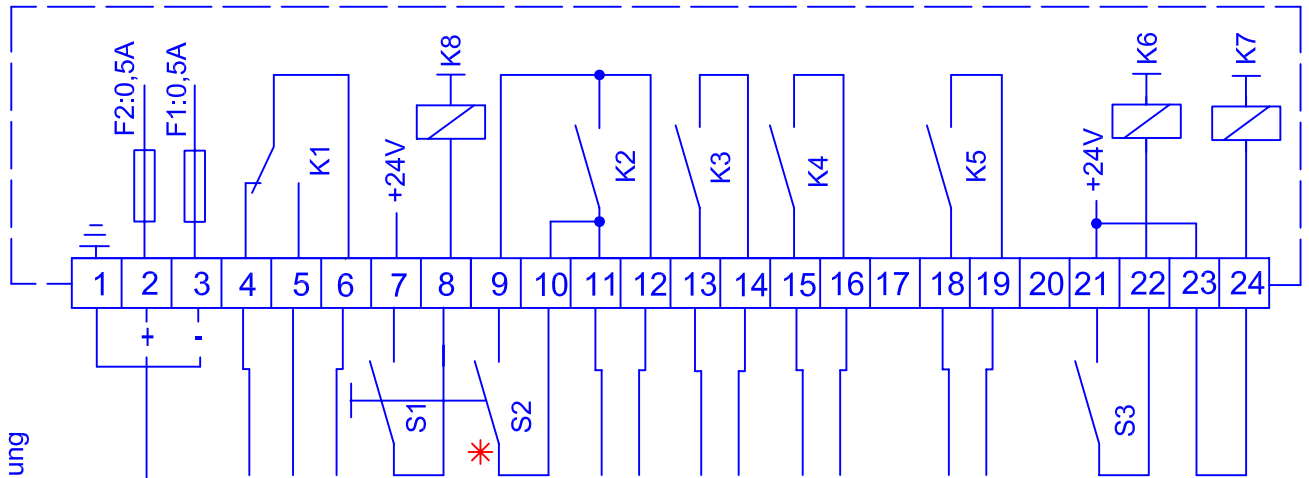
68 x 138 mm

Einbautiefe :

200 mm

Hole for installation :

Plug in depth :



* Nur notwendig wenn keine Notstromversorgung
Only you use not the emergency supply

Einspeisung / feeding
24V DC or
115V/230V AC

Kontakt für Funktionsüberwachung
Contact for monitoring failure

Externer manueller Handtaster
External manual hand key whistle

Signalausgang A1 Horn
Signal-output A1 whistle

Signalausgang A2 Horn
Signal-output A2 whistle

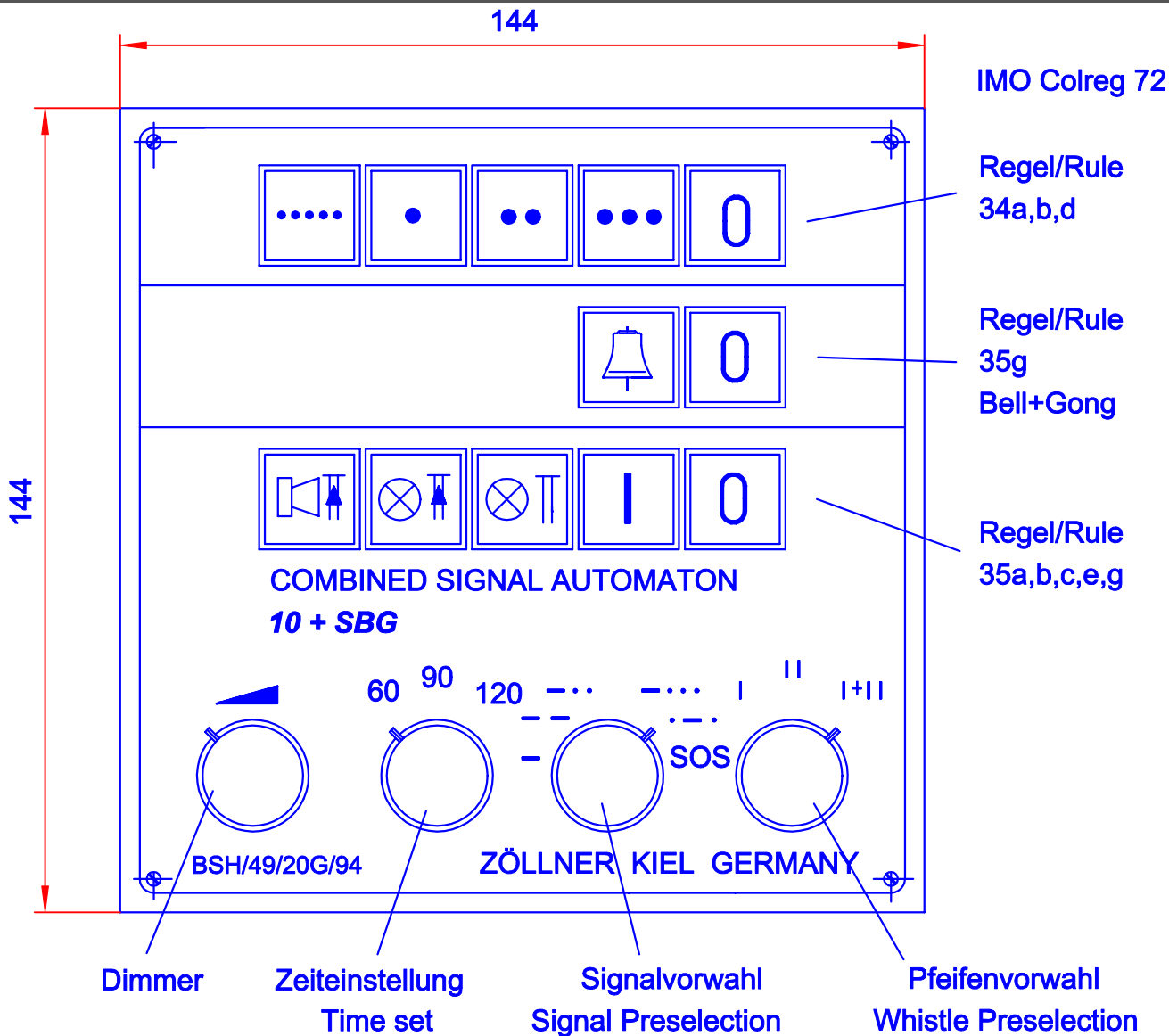
Signalausgang A3 Lampe
Signal-output A3 lamp

Signalausgang A4 Lampe
Signal-output A4 lamp

Externer manueller Handtaster Lampe
External manual hand key lamp

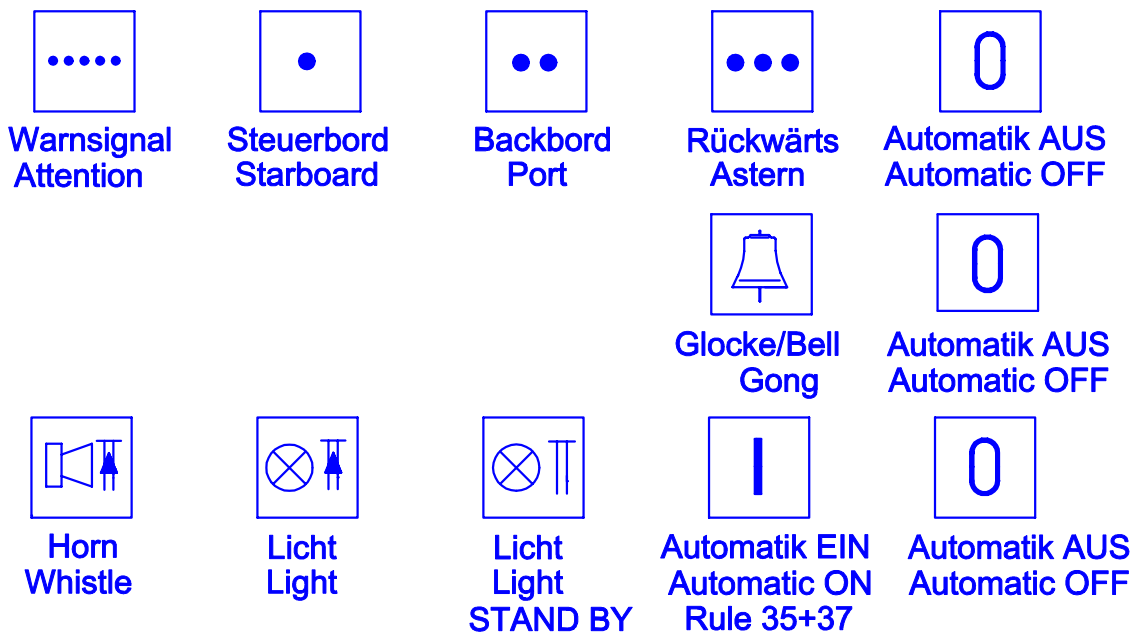
Option Anschluss Horn mit Lampe
Option connect whistle with lamp

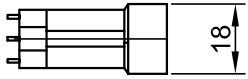
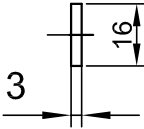
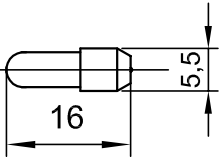
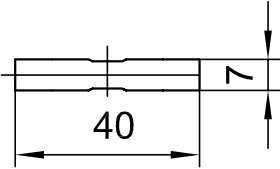
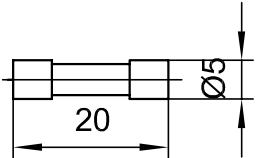
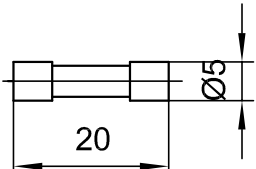
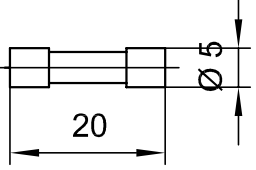
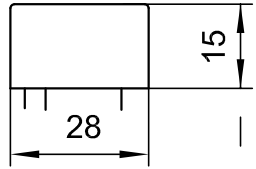
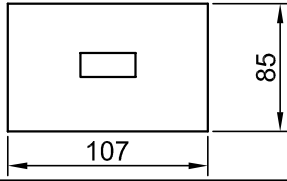
A1-A4 max.Kontaktbelastung 250VA,5A
A1-A4 max.contact load 250VA,5A



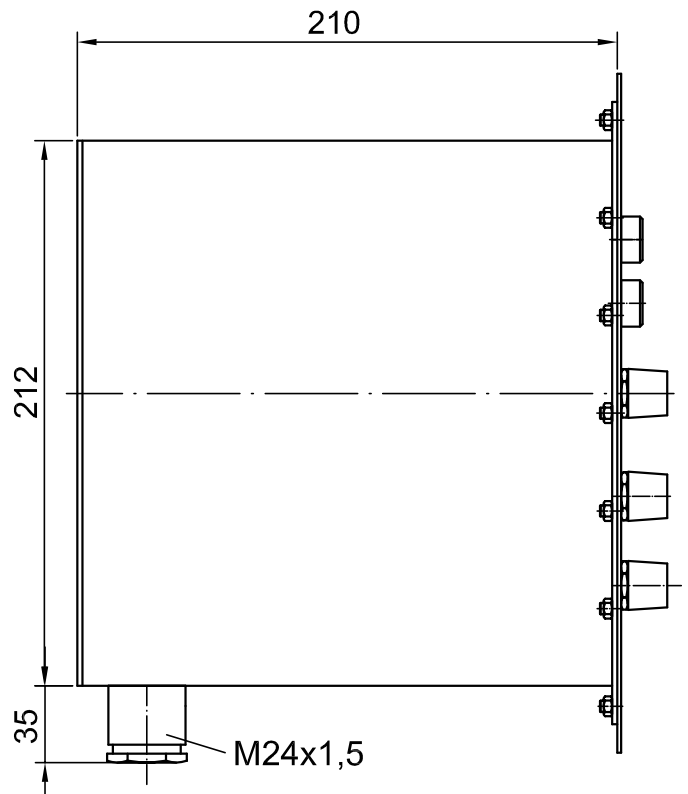
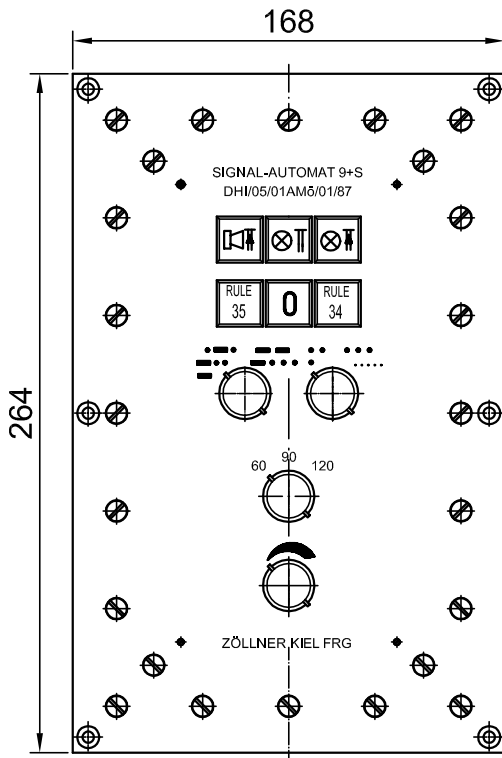
Einbauöffnung:
Hole for installation: 139x139mm DIN 43700

Einbautiefe:
Plug in depth: 100mm




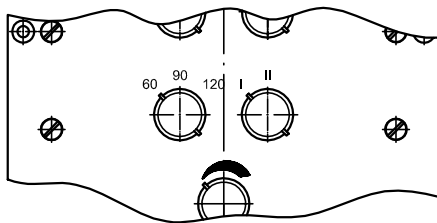
Stck. Qty.	Zeichnung Drawing	Benennung/techn.Daten Designation/techn.Data	Bestell-Nr. Order no.	Gewicht Weight kg
1		Leuchtaster illuminated key 18x18	6109514550	0,070
2		Tasterkappe cap of key grün/green	6109519535	0,002
4		Stecklampe bulb 24V/0,96W	6109319632	0,001
1		Lampenzieher bulb extractor 5,5	611009013	0,005
2		Sicherung fuse 2A `5x20	683320120	0,001
1		Sicherung fuse 2,5A `5x20	683320125	0,001
1		Sicherung fuse 1A `5x20	683320101	0,001
1		Relais relay 24V DC/5A	63252303705	0,002
1		Ersatzteilkasten spare parts box 107x85x47	887002010	0,065

Type "A" - 1 Pfeife
Type "A" - 1 whistle

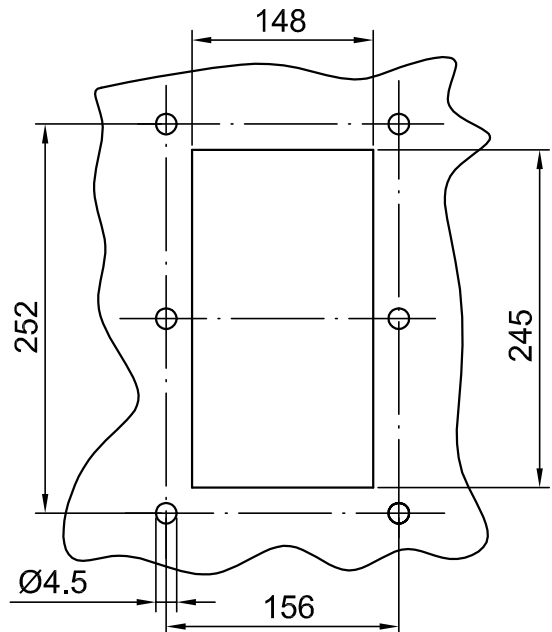


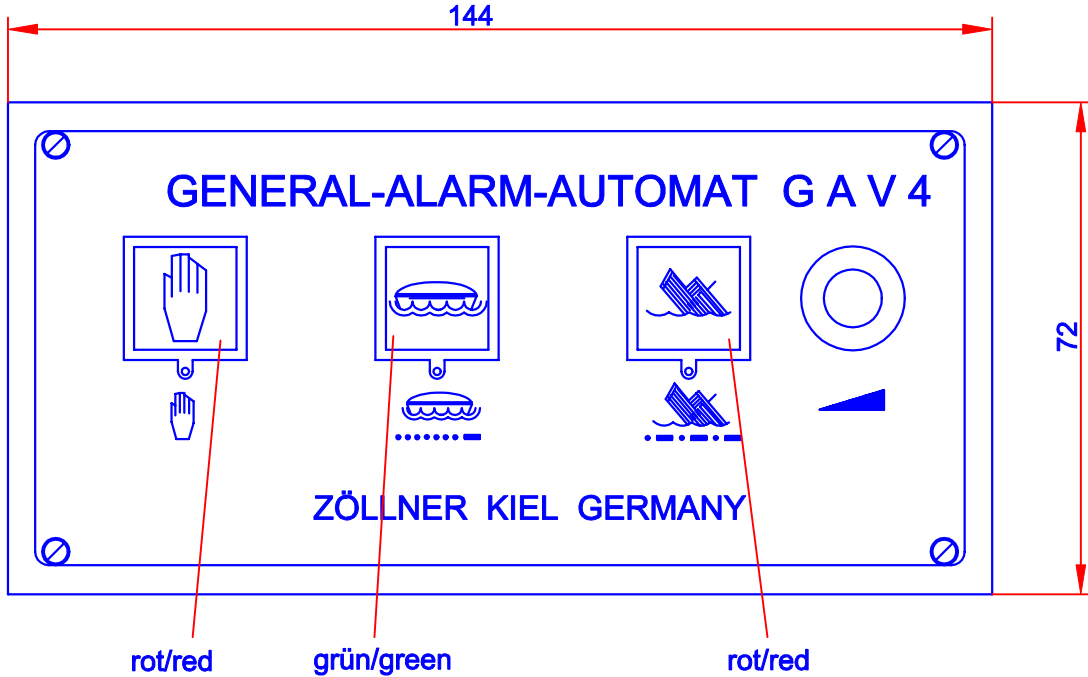
Type "B" - 2 Pfeifen, Abstand > 100m
Type "B" - 2 whistles, distance > 100m

Gewicht: 3.500kg
Weight: 3.500kg



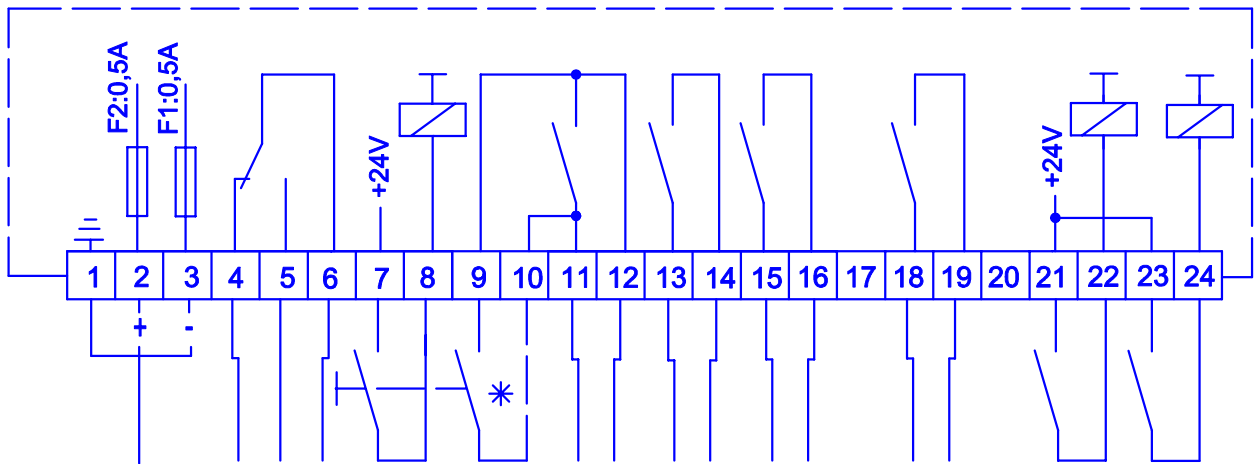
Einbauöffnung
Hole for installation





Einbauöffnung : 68 x 138 mm
Hole for installation :

Einbautiefe : 200 mm
Plug in depth :



* Nur notwendig wenn keine Notstromversorgung
Only you use not the emergency supply

Einspeisung / feeding
115/230V AC or 24V DC

Kontakt für Funktionsüberwachung
Contact for monitoring failure

Externer manueller Handtaster
External manual hand key

Signalausgang A1
Signal-output A1

Signalausgang A2
Signal-output A2

Signalausgang A3
Signal-output A3

Signalausgang A4
Signal-output A4

A1-A4 max.Kontaktbelastung 250VA,5A
A1-A4 max.contact load 250VA,5A

SIGNAL \ OUTPUT	A1	A2	A3	A4
GENERAL EMERGENCY ALARM				
LEAVE THE VESSEL				
HAND KEY	ON	ON		

Externe Auslösung General-Alarm
External release General-Alarm

Externer Stop General-Alarm Pa-System
External stop General-Alarm pa-system